

# Syncro Net

Iconic design in a classic mesh look



## Description

Polyamide base, black

|      |     |   |  |
|------|-----|---|--|
|      |     | without armrests  |  |
| 7111 | TW2 | armrests, height adjustable, soft pads depth adjustable |  |

## Article no.

|          |
|----------|
| SN100... |
| SN10H... |

Polyamide base, black - with seat depth and angle adjustment

|      |     |   |  |
|------|-----|---|--|
|      |     | without armrests  |  |
| 7111 | TW2 | armrests, height adjustable, soft pads depth adjustable |  |

|          |
|----------|
| SN200... |
| SN20H... |

|                 |                     |      |                |        |
|-----------------|---------------------|------|----------------|--------|
| <b>Options:</b> | Hard floor castors: | 6990 | Gliders, high: | 6990-2 |
|-----------------|---------------------|------|----------------|--------|

## Dimensions:

|                  |          |               |            |
|------------------|----------|---------------|------------|
| Seat height:     | 44-51 cm | Total height: | 108-123 cm |
| Seat width:      | 49 cm    | Total width:  | 66 cm      |
| Seat depth:      | 44-48 cm | Total depth:  | 55 cm      |
| Backrest height: | 64-69 cm |               |            |
| Backrest width:  | 49 cm    |               |            |

## Packaging:

|                    |             |
|--------------------|-------------|
| Weight (net):      | 20,5 kg     |
| pcs / carton:      | 1           |
| cartons / pallet:  | 8           |
| Carton dimensions: | 80*60*48 cm |

## Fabrics:

|           |    |           |
|-----------|----|-----------|
| Backrest: | BH | BH0       |
| Seat:     | W  | W50 - W59 |
|           | T  | T20 - T38 |



High, ergonomically shaped backrest with breathable mesh cover



Backrest height adjustable in various positions via raster mechanism



Optional against surcharge: height adjustable armrests "TW2" with soft arm pads



Convenient upholstered intervertebral disc seat with comfortable bolster for knees



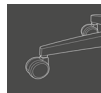
Convenient point-synchro mechanism; with spring tension adjustment



Optional against surcharge: seat depth and seat angle adjustment




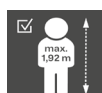

Seat height adjustable in various positions



Decorative and solid polyamide base black



Equipped with load dependent braked double-wheel safety castors suitable for carpet floors



Follow for more information:

